





























Richard's guide:



















Shortcut Keys for Windows 10

This guide lists shortcut keys that you can use from the desktop in Windows 10.

Shortcut	Description
Windows key 	Open and close the Start menu.
 +1,  +2, etc.	Switch to the desktop and launch the <i>n</i> th application in the taskbar. For example,  +1 launches whichever application is first in the list, numbered from left to right.
 +A	Open the action center.
 +B	Highlight the notification area.
 +C	Launch Cortana into listening mode. ¹ Users can begin to speak to Cortana immediately.
 +D	Switch between Show Desktop (hides/shows any applications and other windows) and the previous state.
 +E	Switch to the desktop and launch File Explorer with the Quick Access tab displayed.
 +H	Open the Share  charm.
 +I	Open the Settings  app.
 +K	Open the Connect pane to connect to wireless displays and audio devices.
 +L	Lock the device and go to the Lock screen.
 +M	Switch to the desktop and minimize all open windows.
 +O	Lock device orientation.
 +P	Open the Project pane to search and connect to external displays and projectors.
 +R	Display the Run dialog box.
 +S	Launch Cortana. ² Users can begin to type a query immediately.
 +T	Cycle through the apps on the taskbar.
 +U	Launch the Ease of Access Center.
 +V	Cycle through notifications.
 +X	Open the advanced menu in the lower-left corner of the screen.
 +Z	Open the app-specific command bar.
 +ENTER	Launch Narrator.
 +SPACEBAR	Switch input language and keyboard layout.
 +TAB	Open Task view.

¹ If Cortana is unavailable or disabled, this shortcut has no function.

² Cortana is only available in certain countries/regions, and some Cortana features might not be available everywhere. If Cortana is unavailable or disabled, this command opens Search.

 +,	Peek at the desktop.
 + Plus Sign	Zoom in.
 + Minus Sign	Zoom out.
 + ESCAPE	Close Magnifier.
 + LEFT ARROW	Dock the active window to the left half of the monitor.
 + RIGHT ARROW	Dock the active window to the right half of the monitor.
 + UP ARROW	Maximize the active window vertically and horizontally.
 + DOWN ARROW	Restore or minimize the active window.
 + SHIFT+UP ARROW	Maximize the active window vertically, maintaining the current width.
 + SHIFT+DOWN ARROW	Restore or minimize the active window vertically, maintaining the current width.
 + SHIFT+LEFT ARROW	With multiple monitors, move the active window to the monitor on the left.
 + SHIFT+RIGHT ARROW	With multiple monitors, move the active window to the monitor on the right.
 + HOME	Minimize all nonactive windows; restore on second keystroke.
 + PRNT SCRN	Take a picture of the screen and place it in the Computer>Pictures>Screenshots folder.
 + CTRL+LEFT/RIGHT arrow	Switch to the next or previous virtual desktop.
 + CTRL+D	Create a new virtual desktop.
 + CTRL+F4	Close the current virtual desktop.
 + ?	Launch the Windows Feedback App.

For more information

Microsoft IT Showcase Productivity

<http://microsoft.com/itshowcase/Productivity>

Windows

<http://windows.microsoft.com>